



HCP2550

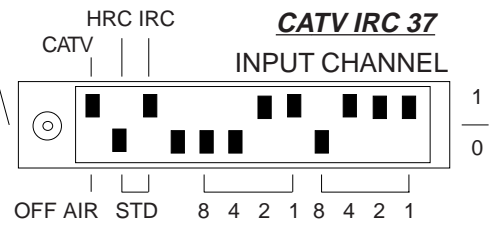
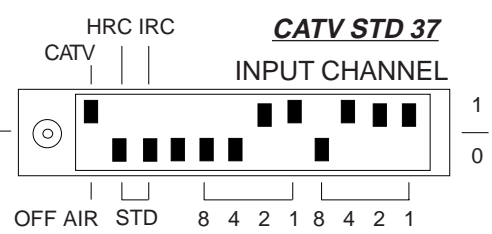
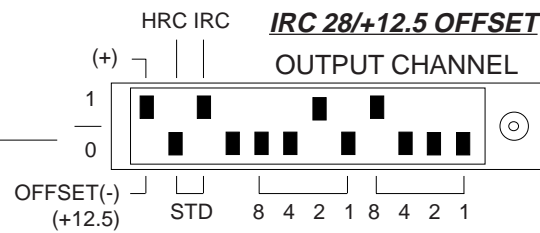
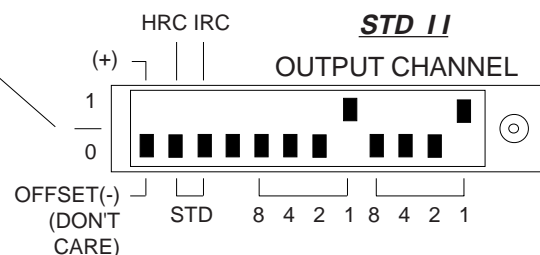
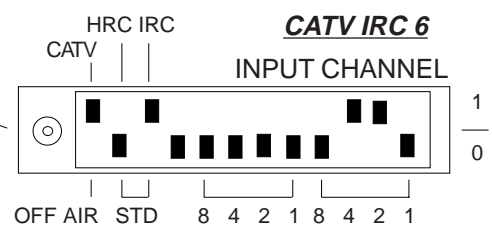
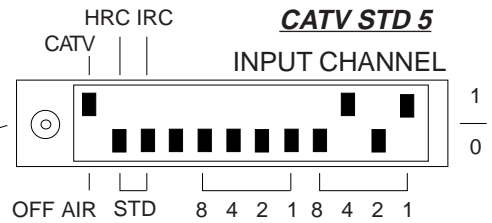
Channel Assignments

2 Channel Assignments

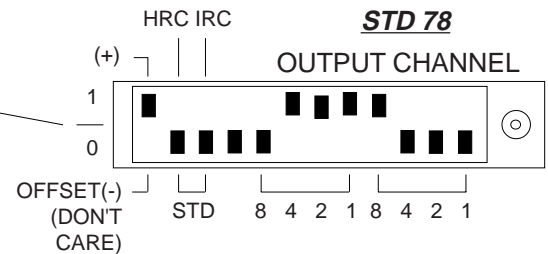
CATV STANDARD/IRC INPUT/OUTPUT CHANNEL FREQUENCIES
TABLE 1:

Channel Number	Switch Position		Carrier Frequency (MHz)	Offset Frequency (KHz)
	tens 8421	units 8421		
1	0000	0001	---	---
2	0000	0010	55.25	---
3	0000	0011	61.25	---
4	0000	0100	67.25	---
5 STD	0000	0101	77.25	---
5 IRC	0000	0101	79.25	---
6 STD	0000	0110	83.25	---
6 IRC	0000	0110	85.25	---
7	0000	0111	175.25	---
8	0000	1000	181.25	---
9	0000	1001	187.25	---
10	0001	0000	193.25	---
11	0001	0001	199.25	---
12	0001	0010	205.25	---
13	0001	0011	211.25	---
14	0001	0100	121.25	+/- 12.5
15	0001	0101	127.25	+/- 12.5
16	0001	0110	133.25	+/- 12.5
17	0001	0111	139.25	---
18	0001	1000	145.25	---
19	0001	1001	151.25	---
20	0010	0000	157.25	---
21	0010	0001	163.25	---
22	0010	0010	169.25	---
23	0010	0011	217.25	---
24	0010	0100	223.25	+/- 12.5
25	0010	0101	229.25	+/- 12.5
26	0010	0110	235.25	+/- 12.5
27	0010	0111	241.25	+/- 12.5
28	0010	1000	247.25	+/- 12.5
29	0010	1001	253.25	+/- 12.5
30	0011	0000	259.25	+/- 12.5
31	0011	0001	265.25	+/- 12.5
32	0011	0010	271.25	+/- 12.5
33	0011	0011	277.25	+/- 12.5
34	0011	0100	283.25	+/- 12.5
35	0011	0101	289.25	+/- 12.5
36	0011	0110	295.25	+/- 12.5
37	0011	0111	301.25	+/- 12.5
38	0011	1000	307.25	+/- 12.5
39	0011	1001	313.25	+/- 12.5
40	0100	0000	319.25	+/- 12.5
41	0100	0001	325.25	+/- 12.5
42	0100	0010	331.25	+/- 25.0
43	0100	0011	337.25	+/- 12.5
44	0100	0100	343.25	+/- 12.5
45	0100	0101	349.25	+/- 12.5
46	0100	0110	355.25	+/- 12.5
47	0100	0111	361.25	+/- 12.5
48	0100	1000	367.25	+/- 12.5
49	0100	1001	373.25	+/- 12.5
50	0101	0000	379.25	+/- 12.5

Examples



Channel Number	Switch Position		Carrier Frequency (MHz)	Offset Frequency (KHz)	Examples
	tens 8421	units 8421			
51	0101	0001	385.25	+/- 12.5	
52	0101	0010	391.25	+/- 12.5	
53	0101	0011	397.25	+/- 12.5	
54	0101	0100	403.25	—	
55	0101	0101	409.25	—	
56	0101	0110	415.25	—	
57	0101	0111	421.25	—	
58	0101	1000	427.25	—	
59	0101	1001	433.25	—	
60	0110	0000	439.25	—	
61	0110	0001	445.25	—	
62	0110	0010	451.25	—	
63	0110	0011	457.25	—	
64	0110	0100	463.25	—	
65	0110	0101	469.25	—	
66	0110	0110	475.25	—	
67	0110	0111	481.25	—	
68	0110	1000	487.25	—	
69	0110	1001	493.25	—	
70	0111	0000	499.25	—	
71	0111	0001	505.25	—	
72	0111	0010	511.25	—	
73	0111	0011	517.25	—	
74	0111	0100	523.25	—	
75	0111	0101	529.25	—	
76	0111	0110	535.25	—	
77	0111	0111	541.25	—	
78	0111	1000	547.25	—	
95	1001	0101	91.25	—	
96	1001	0110	97.25	—	
97	1001	0111	103.25	—	
98	1001	1000	109.25	+/- 25	
99	1001	1001	115.25	+/- 25	



CHANNELS BELOW ARE VALID ONLY AS INPUT CHANNELS

79	0111	1001	553.25	—
80	1000	0000	559.25	—
81	1000	0001	565.25	—
82	1000	0010	571.25	—
83	1000	0011	577.25	—
84	1000	0100	583.25	—
85	1000	0101	589.25	—
86	1000	0110	595.25	—
87	1000	0111	601.25	—
88	1000	1000	607.25	—
89	1000	1001	613.25	—
90	1001	0000	619.25	—
91	1001	0001	625.25	—
92	1001	0010	631.25	—
93	1001	0011	637.25	—
94	1001	0100	643.25	—

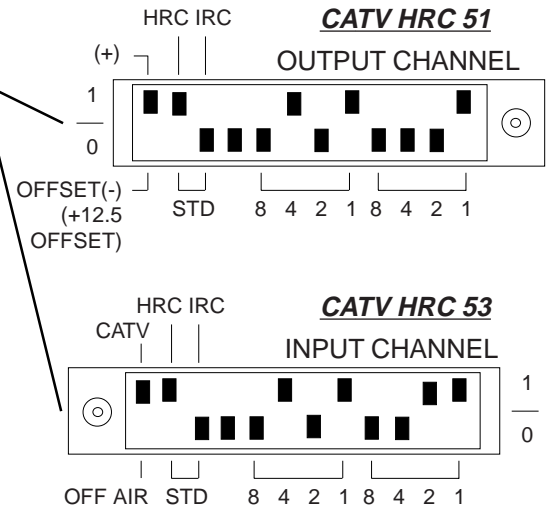
4 Channel Assignments cont'd.

CATV HRC CHANNEL INPUT/OUTPUT FREQUENCIES

TABLE 2:

Channel Number	Switch Position		Carrier Frequency (MHz)	Offset Frequency (KHz)	Examples
	tens 8421	units 8421			
1	0000	0001	72	---	
2	0000	0010	54	---	
3	0000	0011	60	---	
4	0000	0100	66	---	
5	0000	0101	78	---	
6	0000	0110	84	---	
7	0000	0111	174	---	
8	0000	1000	180	---	
9	0000	1001	186	---	
10	0001	0000	192	---	
11	0001	0001	198	---	
12	0001	0010	204	---	
13	0001	0011	210	---	
14	0001	0100	120	+/- 12.5	
15	0001	0101	126	+/- 12.5	
16	0001	0110	132	+/- 12.5	
17	0001	0111	138	---	
18	0001	1000	144	---	
19	0001	1001	150	---	
20	0010	0000	156	---	
21	0010	0001	162	---	
22	0010	0010	168	---	
23	0010	0011	216	---	
24	0010	0100	222	---	
25	0010	0101	228	+/- 12.5	
26	0010	0110	234	+/- 12.5	
27	0010	0111	240	+/- 12.5	
28	0010	1000	246	+/- 12.5	
29	0010	1001	252	+/- 12.5	
30	0011	0000	258	+/- 12.5	
31	0011	0001	264	+/- 12.5	
32	0011	0010	270	+/- 12.5	
33	0011	0011	276	+/- 12.5	
34	0011	0100	282	+/- 12.5	
35	0011	0101	288	+/- 12.5	
36	0011	0110	294	+/- 12.5	
37	0011	0111	300	+/- 12.5	
38	0011	1000	306	+/- 12.5	
39	0011	1001	312	+/- 12.5	
40	0100	0000	318	+/- 12.5	
41	0100	0001	324	+/- 12.5	
42	0100	0010	330	+/- 25.0	
43	0100	0011	336	+/- 12.5	
44	0100	0100	342	+/- 12.5	
45	0100	0101	348	+/- 12.5	
46	0100	0110	354	+/- 12.5	
47	0100	0111	360	+/- 12.5	
48	0100	1000	366	+/- 12.5	
49	0100	1001	372	+/- 12.5	
50	0101	0000	378	+/- 12.5	

Channel Number	Switch Position	Carrier Frequency	Offset Frequency	Examples
	tens 8421	units 8421	(MHz)	(KHz)
51	0101	0001	384	+/- 12.5
52	0101	0010	390	+/- 12.5
53	0101	0011	396	+/- 12.5
54	0101	0100	402	---
55	0101	0101	408	---
56	0101	0110	414	---
57	0101	0111	420	---
58	0101	1000	426	---
59	0101	1001	432	---
60	0110	0000	438	---
61	0110	0001	444	---
62	0110	0010	450	---
63	0110	0011	456	---
64	0110	0100	462	---
65	0110	0101	468	---
66	0110	0110	474	---
67	0110	0111	480	---
68	0110	1000	486	---
69	0110	1001	492	---
70	0111	0000	498	---
71	0111	0001	504	---
72	0111	0010	510	---
73	0111	0011	516	---
74	0111	0100	522	---
75	0111	0101	528	---
76	0111	0110	534	---
77	0111	0111	540	---
78	0111	1000	546	---
95	1001	0101	90	---
96	1001	0110	96	---
97	1001	0111	102	---
98	1001	1000	108	+/- 25.0
99	1001	1001	114	+/- 25.0



CHANNELS BELOW ARE VALID ONLY AS INPUT CHANNELS

79	0111	1001	552	—
80	1000	0000	558	—
81	1000	0001	564	—
82	1000	0010	570	—
83	1000	0011	576	—
84	1000	0100	582	—
85	1000	0101	588	—
86	1000	0110	594	—
87	1000	0111	600	—
88	1000	1000	606	—
89	1000	1001	612	—
90	1001	0000	618	—
91	1001	0001	624	—
92	1001	0010	630	—
93	1001	0011	636	—
94	1001	0100	642	—

6 Channel Assignments cont'd.

OFF-AIR INPUT CHANNEL FREQUENCIES

TABLE 3:

Channel Number	Switch Position		Carrier Frequency (MHz)	Offset Frequency (KHz)	Examples
	tens 8421	units 8421			
1	0000	0001		---	
2	0000	0010	55.25	---	
3	0000	0011	61.25	---	
4	0000	0100	67.25	---	
5	0000	0101	77.25	---	
6	0000	0110	83.25	---	
7	0000	0111	175.25	---	
8	0000	1000	181.25	---	
9	0000	1001	187.25	---	
10	0001	0000	193.25	---	
11	0001	0001	199.25	---	
12	0001	0010	205.25	---	
13	0001	0011	211.25	---	
14	0001	0100	471.25	---	
15	0001	0101	477.25	---	
16	0001	0110	483.25	---	
17	0001	0111	489.25	---	
18	0001	1000	495.25	---	
19	0001	1001	501.25	---	
20	0010	0000	507.25	---	
21	0010	0001	513.25	---	
22	0010	0010	519.25	---	
23	0010	0011	525.25	---	
24	0010	0100	531.25	---	
25	0010	0101	537.25	---	
26	0010	0110	543.25	---	
27	0010	0111	549.25	---	
28	0010	1000	555.25	---	
29	0010	1001	561.25	---	
30	0011	0000	567.25	---	
31	0011	0001	573.25	---	
32	0011	0010	579.25	---	
33	0011	0011	585.25	---	
34	0011	0100	591.25	---	
35	0011	0101	597.25	---	
36	0011	0110	603.25	---	
37	0011	0111	609.25	---	
38	0011	1000	615.25	---	
39	0011	1001	621.25	---	
40	0100	0000	627.25	---	
41	0100	0001	633.25	---	
42	0100	0010	639.25	---	
43	0100	0011	645.25	---	
44	0100	0100	651.25	---	
45	0100	0101	657.25	---	
46	0100	0110	663.25	---	
47	0100	0111	669.25	---	
48	0100	1000	675.25	---	
49	0100	1001	681.25	---	
50	0101	0000	687.25	---	

Channel Number	Switch Position		Carrier Frequency (MHz)	Offset Frequency (KHz)	Examples
	tens	units			
	8421	8421			
51	0101	0001	693.25	---	<p>OFF AIR 55 (UHF)</p>
52	0101	0010	699.25	---	
53	0101	0011	705.25	---	
54	0101	0100	711.25	---	
55	0101	0101	717.25	---	
56	0101	0110	723.25	---	
57	0101	0111	729.25	---	
58	0101	1000	735.25	---	
59	0101	1001	741.25	---	
60	0110	0000	747.25	---	
61	0110	0001	753.25	---	
62	0110	0010	759.25	---	
63	0110	0011	765.25	---	
64	0110	0100	771.25	---	
65	0110	0101	777.25	---	
66	0110	0110	783.25	---	
67	0110	0111	789.25	---	
68	0110	1000	795.25	---	
69	0110	1001	801.25	---	